

Zipper Catalogue

YKK

Little Parts. Big Difference.

Contents

1 - Corporate Information

YKK Philosophy.....	1
YKK Group.....	2
YKK India.....	3
YKK India Sales Offices.....	4
Certificates.....	5

2 - General Zipper Information

Counterfeiting.....	6
Structure of Zippers.....	7
Kinds of Zippers and Sliders by Function.....	8
Standards for Measuring Zipper Dimensions.....	9
Methods to Determine Zipper Strength.....	10
Zipper Problems and Countermeasures (Q&A).....	11-12
Clever Uses of Zippers.....	13
How to Use Open-End Zippers.....	14
Methods of Sewing CONCEAL [®] Hidden Zipper.....	15
Standards in Textiles.....	16-18
Azo Dyes.....	19

3 - User's Guide

Explanation of YKK Coding System.....	20
Zipper Type.....	21
Zipper Function and Size.....	22
Slider Function and Code.....	23
YKK India Zipper Products Table.....	24
YKK Zipper Catalogue User's Guide.....	25

4 - Metal Zippers.....26-67

5 - Coil Zippers.....68-76

6 - Zippers for Luggage and Home Furnishing.....77-80

7 - **VISLON**[®] Injection Molded Zippers.....81-86

8 - Sliders for Pull-Tab Attachment.....87

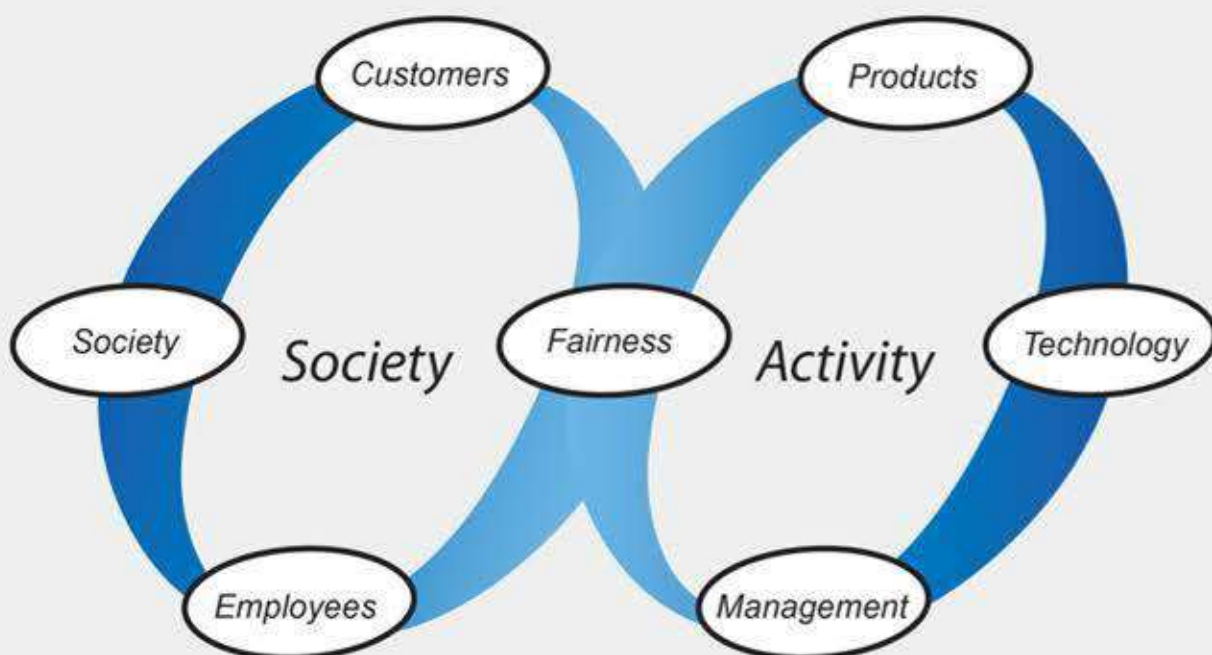
Corporate Information

YKK Philosophy

Since its establishment in 1934, the YKK Group has advocated the "Cycle of Goodness", the Group's philosophy conceived by YKK's founder Tadao Yoshida who said, "No one prospers unless he renders benefit to others."

The cycle, in other words the circulation of benefits, begins with innovative ideas and inventions that create value, which in turn leads to business expansion and then greater benefits for society. Through this cycle, companies prosper while contributing to the enrichment of all people. On August 1, 1994, Yoshida Kogyo K.K. became YKK Corporation under a new management structure and principle: "YKK Seeks Corporate Value of Higher Significance". This principle, an expression of the management's aspirations, complements the YKK spirit embodied in the "Cycle of Goodness".

To contribute to improved living standards and the prosperity of all people in the ever-changing global economy, YKK will seek corporate value of higher significance by pursuing innovative quality in relation to customers, employees, society, products, technology, management and fairness.



YKK Seeks Corporate Value of Higher Significance

Cycle of Goodness

"No one prospers unless he renders benefit to others"

YKK Group

The YKK Group management structure is global. Manufacturing is done by the Fastening Products and Architectural Products Business Groups, with support provided by the Machinery and Engineering Group. Worldwide Sales, Marketing, and Customer Services are handled by our six geographical block organizations.

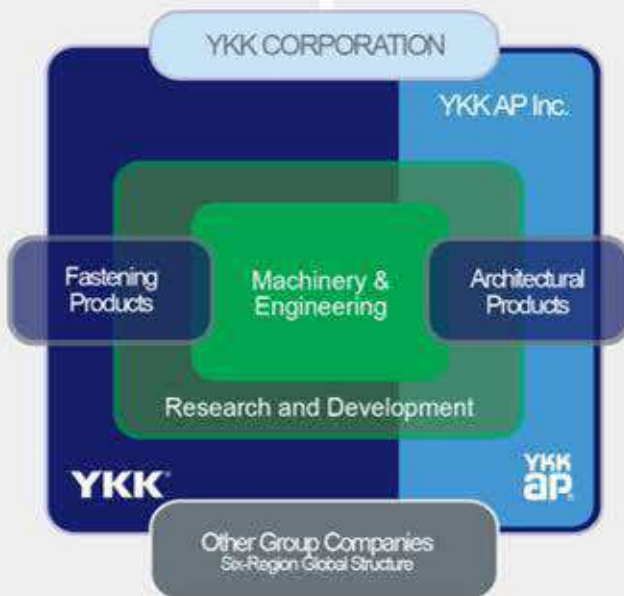
The YKK Group currently does business in about 70 countries/regions worldwide. Its geographical management structure is divided into six blocks –

- 1) North and Central America;
- 2) South America;
- 3) Europe, the Middle East, and Africa (EMEA);
- 4) East Asia ;
- 5) ASEAN countries, South Asia, and Oceania (ASAO); and
- 6) Japan.

This regional approach enables us to adapt to the characteristics of each region to further expand our businesses



YKK GLOBAL NETWORK



YKK India

YKK India Private Limited was incorporated in September 1995 and is a wholly owned subsidiary of YKK Corporation, Japan.

The Manufacturing facility is located in Bawal (HSIDC Investate Bawal, District Rewari, Haryana), which started production in March 1997 with Metallic & Non-Metallic Zippers. The product range consists of Polyester Coil (No.3 & 5), Hidden/Concealed (No.2 & 3), Vislon / Injection Molded (No.3 & 5) and Metal zippers (No.3, 5, 7 & 10). In Metal Zippers various finishes are available such as Aluminium, Golden Brass, Antique Brass, Antique Silver and Antique Copper. Now, this range of finishes expanded to Manganese, Black oxidized and Gun Metal also.

After expanding to 4 phases and with a dedicated Slider Assembly unit, the production capacity of many products has been increased to meet the Market demand timely.



YKK India caters to the large and spread out Indian market of Garment, Footwear and Luggage exporters, as well as manufacturers of Domestic Brands and Tailors through its network of 5 Branches and about 33 Dealers located in many cities across India.

Most of the YKK India products are Anti-Nickel (Nickel free), pass the needle detection (KENSIN[®]) and meet various standards such as CPSIA, REACH, EN/BS/DIN, Oeko-Tex etc. For further information consult YKK Representative.



YKK India Sales Offices

YKK Pakistan

Head Office & North Region Gurgaon

Global Business Park
3rd Floor, Tower-A
Mehrauli-Gurgaon Road
Gurgaon-122002 Haryana
Ph: +91-0124-3924800
Fax: +91-0124-3924899
info@ykkindia.com

YKK Bangladesh

East Region Kolkata

Crescent Tower, 2nd Floor
229, A.J.C. Bose Road
Kolkata-700020 West Bengal
Ph: +91-033-22901070/22901071
Fax: +91-033-22901072

West Region

Mumbai

Navkar Chambers, Unit A- 302&303
Andheri-Kurla Road, Andheri [East]
Mumbai-400059 Maharashtra
Ph: +91-022-28519261/62/63
Fax: +91-022-28519264

South Region

Bengaluru

Casa Brigitta, 2nd Floor
No.10, Brunton Road
Bengaluru-560025 Karnataka
Ph: +91-080-41794500
Fax: +91-080-41123024/25

Chennai

3rd Floor, 'Shreshta-Pinnacle'
39, Oliver Road, Mylapore
Chennai-600004 Tamilnadu
Ph: +91-044-42991100
Fax: +91-044-42991111

Tirupur

64/27, Narayansamy Nagar
1st Street, Amarjothi Gardens
Kangayam Road
Tirupur-641604, Tamilnadu
Ph: +91-0421-4250036/4250037
Fax: +91-0421-4250038

YKK Lanka

Certificates

ISO 9001

ISO 9001:2008 Quality Management System
Certificate for Manufacturing, Marketing & Sales of Metallic,
Non-Metallic Zip fasteners & Its components



ISO 14001

ISO 14001:2009 Environment Management System
Certificate for Manufacturing, Marketing & Sales of Metallic,
Non-Metallic Zip fasteners & Its components



OHSAS 18001

BS OHSAS 18001:2007 Occupational Health & Safety Certificate
for Manufacturing Units as well as Marketing & Sales offices



ISO 27001

ISO 27001:2005 for the Information Security Management
system at Manufacturing Units as well as Marketing & Sales
offices

OEKO-TEX

Issued for Non-Existence of Harmful substances in YKK
Products. For further information refer to "Standards in
Textiles" section of this catalogue.



General Zipper Information

Counterfeiting



Genuine YKK parts make a Big Difference!

Counterfeit YKK zippers are flooding the world market and undermining consumer confidence in your products. While counterfeits imitate YKK zippers in appearance, they don't compare to the quality of genuine YKK.

Protect your products and brands by insisting on genuine YKK zippers. By helping you identify suspect zippers, YKK and your global sourcing team can work together to avoid future problems and maintain the highest standard of quality. Protect your brand. Always insist on genuine YKK!

YKK's policy

It is the social responsibility of YKK Corporation to maintain and enhance its reputation and brand value for its customers who use YKK® zippers through their belief in YKK's brand. Therefore, YKK will resolutely wipe out and remove counterfeits.

Counterfeits might imitate the appearance of genuine YKK products, but they can never match the high quality. YKK® zippers fasten not only materials, but also our customers - and yours - through trust in the quality of genuine YKK fasteners. We are determined to stop counterfeiting of YKK products, and thus protect customers like you and your brands from the great harm caused by counterfeits. We are continuing to adopt policies and measures against counterfeits that infringe upon our registered YKK trademarks.

Counterfeit Measures by YKK in History

YKK began working with intellectual property issues in 1956. Since the late 70's, we have worked with counterfeit measures focusing on Hong Kong, Taiwan and China. However, along with the growth of the Chinese sewing industry in the 90's, the focus on China has also been intensified. In addition, within the global market, counterfeit measures in a single country or in specific areas do not solve these issues. We must also collaborate with the customers who import the garments.

In 1991, we established a Counterfeit Committee and began to actively promote counterfeit measures.

Counterfeit Committee

Intellectual Property Group

- Legal Actions
- Application and control of the trademark

Slide Fastener Division

- Planning / Marketing sales
- Engineering Quality Management
- Market Research, Employee Enlightenment
- Publicity, Quality / Engineering Research

Local YKK

Structure of Zippers

Zippers can be divided into three major parts: the tape, the elements and the slider.

Elements

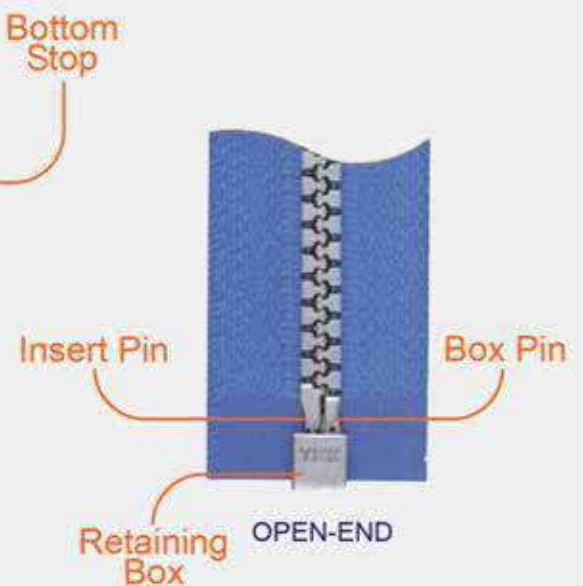
The teeth, also known as elements, are the parts on each side of a zipper that mesh, or engage with each other when passed through the slider. When the left and the right side teeth are engaged they are called chain.

Tape


The tape is manufactured exclusively for zippers. It is usually made of polyester, but depending on use, synthetic fiber tape, vinyl tape, and cotton tape are also available.



The slider joins or separates the elements when the zipper is opened or closed. Various types of sliders are available depending on use.



Kinds of Zippers and Slider by Function



BASIC SLIDERS

Non-Lock Slider

The pull-tab does not lock at any position of the body. No locking mechanism.



DF

Automatic Slider

The lock automatically locks when no force is placed on the tab-pull.



DA

Semi-Automatic Slider

When the pull-tab is lowered, it locks. When the pull-tab is raised, it unlocks.



DS

Jeans Slider

Semi-Automatic slider for jeans.



GS

Pin Lock Slider

Pins on the pull-tab work on the elements and lock.



DP

Integrated Slider

Integrated molding of zipper body and pull-tab. (Non-Lock, Automatic)



Double Pull

Opens or closes from either front or back. (Non-Lock, Automatic)



DX/DW/DD

Reversible Slider

The pull moves along a rotating rail. The zipper opens or closes from either front or back. (Automatic)



DU

Plastic Slider

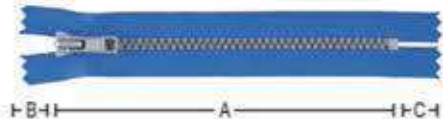
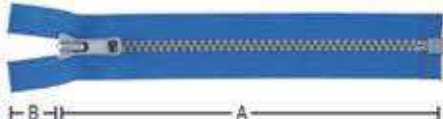


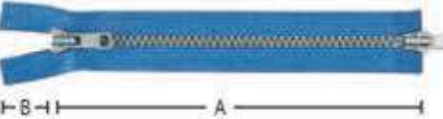

Locks are made of metal. (Non-Lock, Automatic)



TA/TX

Standards for Measuring Zipper Dimensions

When the order is being placed, YKK considers the value (A), as the zipper length.

Zipper Type	Zipper Length Length (A)	Top Extension Length (B)		Bottom Extension Length (C)
Closed-end zipper	From the top end of the slider to the tip of the bottom stop	From the top stop to the tip of notches of the cut end		From the bottom stop to the tip of notches of the cut end
Open-end zipper	From the top end of the slider to tip of the box	From the top stop to the cut end		
Zipper with double sliders (arranged in bottom to bottom relation)	From the top end of one slider to the top end of the other slider	From the top stop to the tip of notches of the cut end		Same as the top tape extension end portion
Zipper with double sliders (arranged in head to head relation)	From the tip of one bottom stop to the tip of the other bottom stop	From the upper bottom stop to the tip of notches of the cut end		From the tip of the bottom stop to the tip of notches of the cut end
Two way separator	From the top end of the slider to the bottom end of the supplementary tape	From the top stop to the cut end		
Reversible slider	Rather than from the top end, measurement should be made from the shoulder inlet portion of the slider	From the top stop to the cut end		

Dimension Tolerance and ways of measuring

When measuring a zipper, completely close it.

The indicated zipper dimension has the specified tolerance as given here.

Product Dimension	Maximum Tolerance
≤ 300 mm	± 5 mm
300 mm < A ≤ 600 mm	± 10 mm
600 mm < A ≤ 1200 mm	± 15 mm
1200 mm <	± 2.0%

(as per JIS-S3015)

*Maximum Tolerance for Metal Zipper and Vislon Zippers vary.

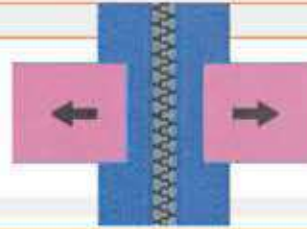
*For special products or products with special conditions affecting the dimensions, the specified tolerance may not apply.

Methods to Determine Zipper Strength

Zippers which are produced by YKK, meet the required test methods that are determined by national and international zipper standards. There are various methods to evaluate zipper strength. The basic strength can be determined based on the result of the following inspection methods, from which all around strength appropriate for respective uses can be judged. Tests are applied by the CRE (Constant rate of extension) type tester.

Lateral Chain Strength

An unzipped test specimen is placed 3 mm away from the chain on each side parallel to the jaws of the testing machine. Jaws are allowed to separate at a constant speed and the maximum force when breakage occurs is recorded.



Top Stop Holding Strength

Top stop of a specimen zipper (approximately 110 mm in length) is fully closed. The distance between the jaws is adjusted to 76 mm and then a suitable fixture pulls the slider in the direction of the separation of the jaws. The maximum force when the slider or puller comes away from the chain is recorded.



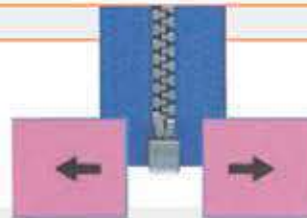
Bottom Stop Holding Strength

The slider or puller of an approximately 80 cm zipper sample is fully unzipped and the tapes are marked 38 mm away from top of the bottom stop. The zipper specimen is fixed to the middle of jaws, which are 76 mm away from each other. The slider is pulled at a constant speed until the slider breaks away from the chain, the maximum force is recorded.



Lateral Box Strength

This test is applied to a 50 mm sample. The open part is fixed to the tensile tester so that the end of the last element falls into line with the clamp edge and the tensile strength can be measured.



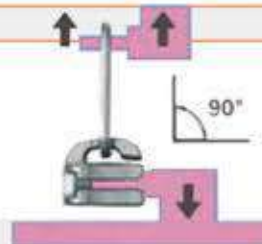
Slider Lock Strength

Tapes on both sides of a half unzipped zipper sample is marked 38 mm from the bottom of the slider and placed in the middle of the jaws, which are 76 mm apart. The jaws are separated at a constant speed and maximum force at the failure of the lock system is recorded.



Puller Attachment

A slider sample is fixed with a special fixture to the bottom jaw and the puller is fixed at a 0, 45, 90 (generally used) or 135 degree angle to the top jaw. The jaws are then separated at a constant speed and the maximum force at disassembly is noted.



*Tensile tester: Tensile velocity is 300mm/min.

Zipper Problems and Countermeasures (Q&A)

1. SELECTION OF ZIPPERS ACCORDING TO MATERIALS AND USAGE
2. WASHING TREATMENT
3. MIGRATION
4. DISCOLOURATION
5. STAIN
6. ANTINICKEL
7. FORM-FIXING TREATMENT
8. SEWING
9. OTHERS
10. BIO-TREATMENT

Selection of zippers according to materials and usage

- Q** : When the No. 3 zipper was used for heavy fabrics over 12 ounces, the fabric or pull-tab broke.
- A** : Use No. 4 or higher zippers for heavier fabrics. (Use No. 3 for thin fabrics)
- Q** : The notch lock slider (shoulder stop) dropped when it was used for the front of an outer garment.
- A** : Use an automatic slider that locks automatically for the front of a garment. (the CA slider and the ZA slider give variety to pull-tabs)
- Q** : A slider slipped off the top stop of the VISLON® open-end zipper used for an outer garment.
- A** : 1. Wash the garment with the zipper closed.
2. Specify "NEWKOB2", a special item for preventing sliders from slipping off.
- Q** : If the pinlock (DP) slider is used for a pocket, there is a danger of injury from projecting parts.
- A** : Avoid using the pinlock slider. Use the DA type (automatic) slider or the DF type (non-lock) slider.

Washing treatment

- Q** : Discolouration or abrasion of zippers occurred after various washing processes. The tape weakened and tore because of the chemicals in the wash.
- A** : 1. Use the YG type (No. 3 - No. 5), which is relatively resistant to washing processes.
2. Rinse thoroughly to ensure acids do not remain on the zipper after washing.
3. Test beforehand because the washing process and the chemicals can have unexpected effects.
- Q** : A slider broke when the DA slider was used for an article given washing treatment.
- A** : 1. If washing treatment is given with the zipper open, the slider can be hooked and broken in the tumbler. Wash with the zipper closed.
2. Use the GS slider (semi-automatic).
- Q** : Zipper elements become dark after washing process.
- A** : Possibilities, which cause the problem:
1. Reducing the process period by trying to increase the efficiency in between high temperature and low pH in order to save time.
 2. Leaving the product wet for a long time during this process.
 3. Dyestuff remaining on the product and its reaction possibility with the metal ions.
 4. Direct surface contact because of the zipper's being open during the process.
 5. High temperature, period and chemical concentration.
 6. Not to do enough washing at the end of the process.
 7. Not to do drying immediately and leaving the product wet.

Migration

- Q** : Migration occurred and stained the article because the zipper tape dye reacted to the plasticiser, adhesives or oily chemicals in vinyl chloride, synthetic leather or the plastic-coated cloth.
- A** : Insert paper between articles. Also store carefully.

Discolouration

- Q** : The elements of the zippers (N, G, B) became black and adhered to the cloth, as the elements were made of copper alloy.
- A** : Because of the properties of copper, copper alloy goes black when oxidised. Do not seal articles in polyethylene bags or corrugated cardboard boxes and store products away from moisture. Use EXCELLA® individually finished element zipper or EVERBRIGHT Gross-polished zipper which are resistant to discolouration, because each of their elements is surface treated.

Zipper Problems and Countermeasures (Q&A)

Discolouration

Q : When zippers were stored in bundles held together with rubber bands, the area under the rubber band discoloured.

A : Avoid using rubber bands to store zippers for prolonged periods.

Stain

Q : When a brown or black dyed zipper was used, the portion of the cloth coming in contact with the zipper was stained.

A : When an acid substance or an oxidiser remains in the cloth or in materials after dyeing or finishing, the cloth coming in contact with the zipper may stain due to chemical changes. Use only cloth and materials that have been thoroughly washed after treatment.

Q : Paraffin melted when the heat of an iron reached the cloth and staining occurred.

A : Elements of zippers are finished with paraffin to facilitate sliding. When ironing, place paper or cloth on the part coming in contact with the zipper.

Anti Nickel

Q : A zipper made of or coated with nickel caused an allergic reaction on direct contact with the skin.

A : When a silver coloured metal zipper is required, choose a new anti-nickel, dull silver or aluminium zipper.

Form-Fixing Treatment

Q : When form-fixing treatment such as VP processing was given, the zipper discoloured or corroded.

A : When applying VP treatment, use items that are relatively resistant to corrosion. For SSP or double action (as well as for VP processing), please test beforehand.

Sewing

Q : Wounded the skin caused by a needle sticking into the top stop.

A : When sewing, do not insert a needle into the metal parts of a zipper. This can break the needle.

Q : When opening or closing a zipper, the slider caught the fabric.

A : When sewing a zipper on an article, secure enough width for the slider to move. Check that the slider works smoothly.

Q : When sewing with a lock sewing machine, the warp of the zipper tape was cut and the zipper frayed.

A : As the zipper tape is made of woven fabric, do not cut the warp to avoid fraying.

Others

Q : Points to be noted when using zippers in babywear.

A : Special zippers, such as zippers with plastic tops and bottom stops, are offered for babywear. Please consult YKK Representative.

Q : The slider caught the fabric, and the fabric tore or the zipper got stuck.

A : Pull back the slider to the original point as if removing a resisting object.

**Do not use excessive strength. Ease up the zipper gently as the pull-tab can break.*

Q : The slider was broken by excessive ironing pressure when a garment was sent to the cleaners.

A : YKK requests the laundry industry not to iron close to the slider.

Q : Elements of a zipper melted while ironing because the garment was pressed without a cloth over the zipper.

A : When pressing, check the heat resistance of the zipper, then place cloth over the zipper.

Bio-treatment

Q : Zippers do not work smoothly after bio-treatment.

A : Depending on the chemicals used in the bio-treatment, the zipper can corrode. Be sure to test the zipper beforehand.

Q : When chemical is used in order to prevent cloth's getting wrinkled after washing, colour loss or decay occurs in zipper.

A : Please prefer resistant materials considering corrosion or be sure to test the zipper beforehand.

For further information, consult a YKK Representative.

Clever Uses of Zippers

Unsmooth opening and closing of a slider

The gearing of the elements can be damaged by forcing a slider that does not open or close smoothly. Apply paraffin to the front side and back of the elements and move the slider up and down several times until it works smoothly.



Loss of elements

Trying to close the zipper of an overfilled bag will cause an excess load on the elements. This stress may cause the element to slip out from the tape. This is a fatal problem about a zipper, so the zipper should be closed only after bringing the two elements sides near each other so that the slider can move more easily.



Slide caught in cloth

The slider may catch on thread or cloth when opened or closed. Attempting to free the slider by force will only worsen the problem. Pull the slider back, removing the trapped thread or cloth. When the slider bites deeply into the cloth, do not force back but work back gently. When sewing zippers on garments, take care to avoid the possibility of the zipper getting caught.



Putting on or removing clothing

Clothing should be put on or taken off only after completely opening a zipper. When closing the zipper, the slider will move smoothly if the hook or the top button is fastened beforehand. If the slider is left midway, excessive stress is placed on the elements, bottom stop or the slider itself, and may cause damage. The same attention given to boots, gloves and accessories which have a zipper will keep problems in minimum.



Proper ironing with appropriate heat depending on the material

Adopting the proper heat for the material being ironed is not limited to clothing but is also applicable to zippers. Zippers can be kept durable and beautiful by considering the material of which they are made and ironing with the proper heat.

*A zipper should always be closed, before ironing, the slider fixed in the proper position and the zipper covered with a piece of cloth regardless of what material it is. The pull-tab of the slider should never be ironed when erect or on the reverse side.

*Elements or sliders may be altered by direct ironing.



Suitable method of cleaning

A zipper should be closed and the slider fixed before cleaning. Left open, the tip of the stopper may damage the fabric or the tape may become stretched or may shrink. Strong alkaline detergents or chlorine bleaching agents used to remove oil or bad stains dissolve paraffin or oily film and must be used with care. If a zipper does not work smoothly after cleaning, apply paraffin and work the slider up and down several times until it works smoothly.



How to Use Open-End Zippers

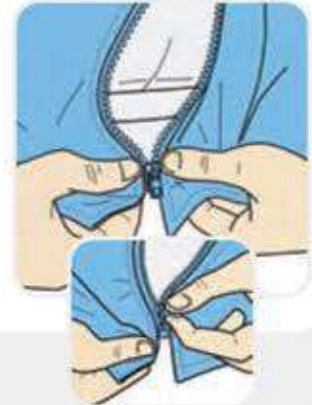
Open-end zipper

When closing

1. Pull down the slider so that it makes close contact with the retaining box.
2. Firmly insert the pin to the base of the retaining box.
3. Holding the pin with your right hand, pull up the slider with your left hand.

When opening

1. Pull down the slider so that it makes close contact with the retaining box.
2. Remove the pin gently.



Side open zipper

When closing

1. Pull down the slider so that it makes close contact with the retaining box.
2. Insert the pin sideways into the hook part of the retaining box.
3. Move the slider into close contact with the pin and pull up the slider.

When opening

1. Pull down the slider so that it makes close contact with the retaining box.
2. Remove the pin from the hook of the retaining box.



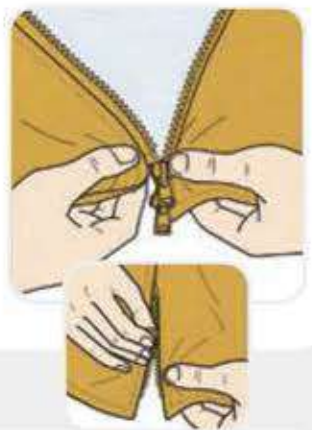
Two way separator

When closing

1. Pull down the slider to the lower slider.
2. Firmly insert the pin into the base.
3. Pull up the slider.

When opening

1. Pull down the slider to the lower slider.
2. Remove the pin gently.



Top open zipper

When closing

1. Pull down the slider so that it makes close contact with the retaining box.
2. Firmly insert the pin into the base.
3. Pull up the slider.

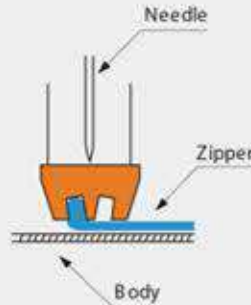
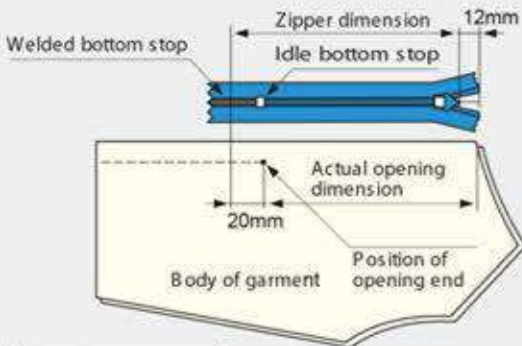
When opening

1. If the slider is forced up further than the position shown in figure A, the zipper will open from the top as shown in figure B.
2. The top-open zipper also opens in the same way as the open-end zipper.



Method of Sewing CONCEAL® Hidden Zipper

Use a Zipper 2cm longer than the actual opening of the garment



Industrial Type Metal Machine Guide/Sewing Foot for Concealed Zippers

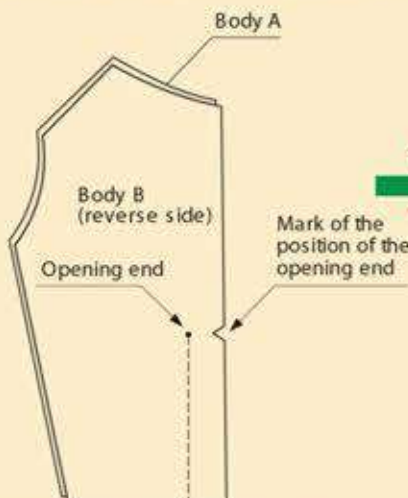


(Foot/Guide must be changed when it shows signs of wear due to contact with feed dog)

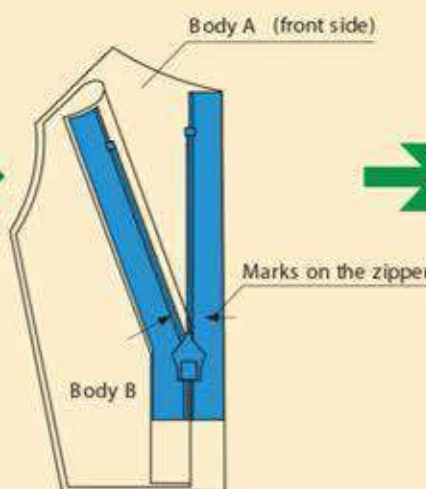
Idle bottom stop

The idle bottom stop prevents the opening end from fraying.
Move the metal ring about 5mm upward from the opening end position and clasp with a jig.
This prevents the thread from tearing when the slider is opened and closed.

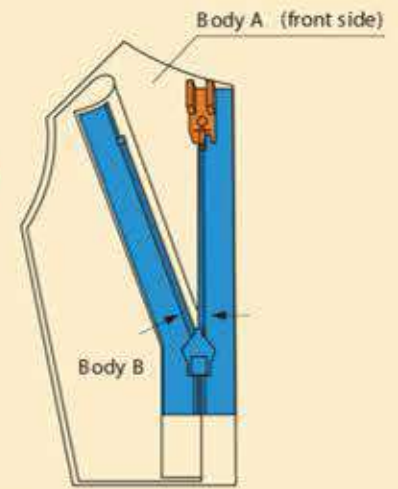
When the opening end is already sewed



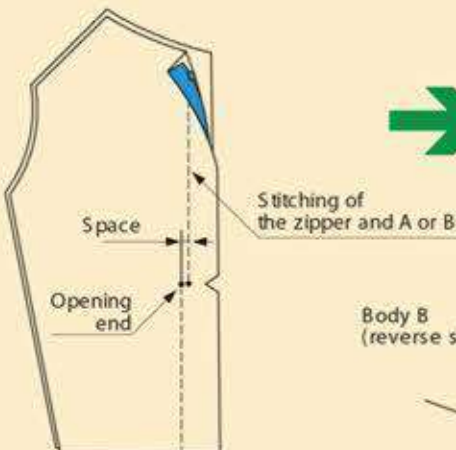
- 1) Place A and B together and sew them to the opening end.
- 2) Do reverse stitching at the opening end position.
- 3) Mark the position of the opening end on A and B.



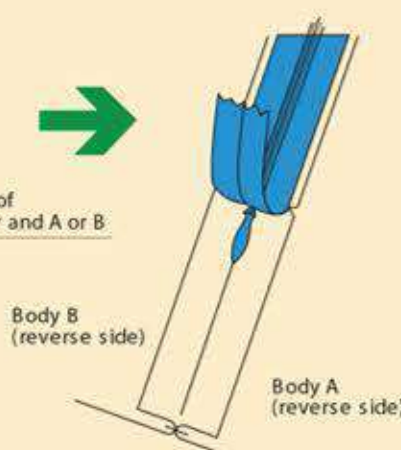
- 1) Place A and B together with the zipper and mark the zipper at the position corresponding to the position of the opening end.



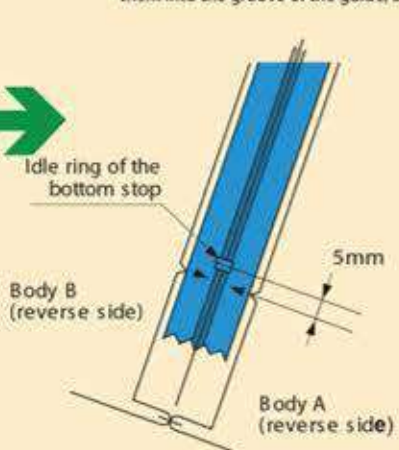
- 1) Pull down the slider to the bottom stop and sew on one side of the zipper, checking that the marks on the zipper and the body line up.
- 2) Using the YKK sewing machine guide, raise the zipper elements, insert them into the groove of the guide, and sew.



- 1) Do not cross the stitching on the opening end position with the stitching on the zipper. Leave a space for the pull-tab of the slider to pass through.
- 2) Sew the zipper and the body together to the opening end position.
- 3) Do reverse stitching at both ends of the zipper.



- 1) After sewing the zipper on both right and left bodies, draw out the pull-tab of the slider to the front side and close the zipper.



- 1) Move the idle bottom stop about 5mm upward from the opening end and clasp with a jig.
- 2) The idle bottom stop prevents fraying at the opening end.

Standards in Textiles

Anti-Nickel

Nickel

Nickel is a material belonging to the group of heavy metals. The material, which is used in the production of zippers, buttons and similar textile accessories, is nowadays not the preferred choice because of the risks to human health.

Either pure or mixed, nickel might be preferred to make the accessory hard and bright.

Harms to Consumer Health

Research results show that 2% of men and 10% of women are allergic to nickel. Accessories, which touch the skin directly and contain nickel, can cause rashes and itching. Besides countries that are members of EU, lots of other countries prohibit or restrict nickel-containing products.

YKK Products fulfill the International Standards related to Zipper quality, its safety & ecological aspects such as EN (European Norms), BS (British Standards) & DIN (German Standards).

EU Norms

The importing of nickel-containing products to EU Countries has been restricted since 20th July 2000. In some countries, even prison sentence maybe applicable beginning in October 2001. Relevant to the issue, below standards are put into practice:

EN 1811	Reference test method for release of nickel from products intended to come into direct and prolonged contact with skin.
EN 12472	Method for the stimulation of wear and corrosion for the detection of nickel release from coated items.

Nickel releasing criteria for both standards is $0.5 \mu\text{g}/\text{C}2/\text{week}$. An Oeko-Tex granted product might not meet no. 94/27 EU directive (Nickel Restriction), because of the reason; suppliers should request an additional confirmation of fulfilment.

The above mentioned EN Standards adopted by UK/Germany also, by prefixing BS/DIN to EN Standards.

BS Standards

The BSI is the UK's national standards organization. Its role is to produce & publish British standards & information products that promote & share best practice. BSI serves the interest of a wide range of Industry sectors as well as governments, consumers, employees & society overall, to make sure that BS British standards, EN European standards & ISO International standards are useful, relevant & authoritative.

BS EN Standards

It is an European technical standard as adopted in the UK. BS EN standards often supersede pre-existent national technical standards BS (British Standards).

DIN Standards

DIN (Deutsches Institute for Norming, a German Institute for standardization) is a German National Organization for standardization & is that country's ISO member body. DIN is a registered German Association headquartered in Berlin. There are currently around 30,000 DIN standards, covering nearly every field of technology.

YKK's Solution: Anti Nickel

YKK developed Anti Nickel products, which are high technology goods and meet these standards.

Anti Nickel Information

As the technology of Anti Nickel production specially differs, there are some points to be paid attention to. Especially, chemical washing and dyeing should not be applied to these products. As per Oeko-Tex Standards, Nickel limit is 1.00 ppm for Baby wear & Accessories and 4.00 ppm for other Textiles to prevent contamination that may affect the levels of Nickel.

Standards in Textiles

CPSC

CPSC (Consumer Product Safety Commission)

The Consumer Product Safety Commission is an independent agency of the United States government formed in 1972 through the Consumer Product Safety Act [CPSA] to protect the public "against unreasonable risks of injuries & death associated with consumer products."

YKK follow the test methods for its products in compliance with CPSC regulations.

CPSIA

CPSIA (Consumer Product Safety Improvement Act of 2008)

Since the Consumer Product Safety Improvement Act (CPSIA) became law in 2008, YKK has been diligently working to ensure its products meet, and even exceed, all U.S. legal standards. To this end, YKK has been engaged in a global manufacturing initiative to limit further the lead content in most of its products. Most products will have no more than 90 ppm lead in either the surface coating or the substrate for orders received after Jan. 1, 2010. These levels are significantly less than the current lead level standards required under the CPSIA.

The CPSIA regulates the amount of lead content permitted in children's (12 years and under) products. YKK does not make children's products, but YKK items may be included in children's products by the manufacturer. The current CPSIA standard for lead in the substrate of a children's product is 300 ppm. Beginning August 2011, the limit for lead in the substrate of a children's product will drop further to 100 ppm unless the CPSC Commission determines that a limit of 100 ppm is not technologically feasible.

In order to meet its customers' global procurement demands, YKK has been effectively working to produce high quality products that stay ahead of CPSIA mandated lead limits. The company has been successful in lowering the lead content in the substrate of most of its products to 90 ppm well in advance of the 2011 standard. YKK is able to commit to these lead levels on a global basis because it has consistent manufacturing practices around the world and is able to closely manage its raw materials supply chain. Also, YKK boasts an integrated manufacturing process and robust internal testing and inspection procedures. YKK tests its products internally using EDX (Energy Dispersive X-ray Fluorescence Spectrometer) technology to ensure these lead levels.

Oeko-Tex

Oeko-Tex Standard 100

Oeko-Tex Standard 100 is a normative document, published by the International Association for Research and Testing in the field of Textile Ecology (OEKO-TEX). It is an International Certification System for Textiles, limiting the use of Harmful Substances Testing.

It has four categories according to the Severity of Product Safety Requirement for end user:

Class-I (for Babies), Class-II (with direct contact to skin), Class-III (without direct contact to skin) & Class-IV (for decorative materials).



Each year, YKK India products are submitted to authorized testing lab for testing and certification for Class-I, Baby articles, to comply with the human ecological requirements of the standard presently established.

The certified articles fulfill the requirements of Annex XV11 of REACH (including the use of azo-dyes, nickel etc.) as well as American requirement regarding total content of lead in Baby/Children's articles.

Standards in Textiles

Needle Detection & KENSIN®

Needle Detection

Nowadays, popular concepts such as ISO, total quality, product reliability, customer satisfaction, consumer health etc. trigger new standards also in textile sector. Needle detectors, the machines that are very much concern of apparel manufacturers, determine the broken needles and similar metal parts which could cause serious health problems when swallowed by children. Most companies, including global retailers who have production in various countries and, local brands in domestic markets, request the apparel manufacturers to test the products through needle detectors after their production.

YKK's Solution: KENSIN®

Leading the sector in Research&Development YKK develops products, which fulfil the requirement for needle detectors, and presents these to customers with the brand KENSIN®. Being a Japanese word, KENSIN® means; "to find broken needles". KENSIN® zippers and other products developed by YKK easily match the needle detector machines. Disregarding metal zippers and buttons, the detector finds only the broken needles. As a result, designers feel free to use any metal accessory and manufacturers satisfy their customers by testing their products through needle detectors without losing time.

Needle Detector Machines

There are two types of needle detector machines: Magnetic type machines are used to determine the broken needles, which could cause danger. Especially being sensitive to iron, these popular machines are preferred in women's wear, men's wear, baby clothes, working clothes and school uniforms. Electromagnetic needle detectors are sensitive to all metals and used in clothes such as underwear.

Zipper Standards

Zipper standards for needle detector machines:

Evaluation Criteria	Value (φ)
NC-A	below φ0.8



Needle detector machines are much more sensitive to magnetic metals such as iron, nickel than to non-magnetic metals such as copper, aluminium and brass.

In order to prevent the inconvenience, YKK develops zippers' materials, surface characteristics, strength and designs after a serious researching process.

KENSIN® Information

For further information about needle detectors and YKK KENSIN® products, please consult YKK Representative.

Azo Dyes

Azo Dyes

Usage of some dyestuff and chemical materials is prohibited according to the textile regulation, which is valid since 1st January 1995 in Germany. Mg/kg is used as measurement to restrict some others' including harmful materials. Main reason is that the ecological balance is effected negatively because of these dyestuff and chemical materials. Dyestuff, which contains free heavy metal ions and causes 23 carcinogen and alergetic chemical materials as the result of reduction, belongs to this group. Taking care of environment and human health, YKK purchases all dyestuff and chemical materials from the companies that are leader and have the same perception with YKK. YKK asks all these companies for guarentee that they do not use Azo Bonds in their production and has products tested frequently.



Groups of Carcinogenic Chemical Materials

There are 23 groups of chemical materials that are produced as the result of reduction. These are both carcinogenic and allergenic.

Some of them are;

- 4-aminodiphenol
- 4-chloro-o-toluidin
- 2-naftilamin
- o-aminoazotoluen
- 3,3'-dichlorobenz

Heavy Metal Ions

Cobalt (Co), Mercury (Hg), Copper (Cu), Lead (Pb), Crome (Cr), Cadmium (Cd), Nickel (Ni), Arsenic (As) etc.



REACH Regulation

The European Regulation REACH (EC) 1907/2006 concerning the Registration, Evaluation & Authorization of Chemicals [REACH] entered into force since 2007, that places various obligations on manufacturers, importers and downstream users of substances, preparations and articles.

As a leading quality manufacturer of Zippers, Snaps & Buttons, Textile & Plastic products, YKK has taken steps to ensure that its legal obligations are met and to assure its customers of business continuity.

On 28th October 2008, the European Chemicals Agency [ECHA] published its first Candidate List of Substances of Very High Concern [SVHC] and on 13th January 2010, and on 8th and 30th March 2010, ECHA announced the 15 additional SVHC, and recently on 18th June 2010, 8 newly additional SVHC was announced to the Candidate List.

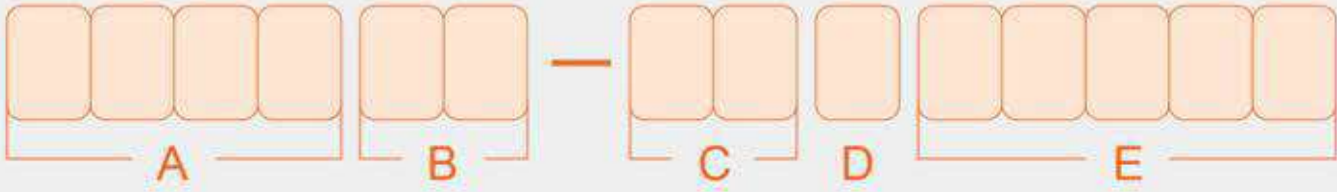
YKK has reviewed the Candidate List as on 1st November 2010 and confirms that none of the accumulated 38 listed SVHC (Substances of Very High Concern) is contained in its major products in a concentration of more than 0.1% (w/w). PVC products for certain special applications are the exception and details of any listed substances present in such articles in a concentration above 0.1% (w/w) has already been informed to Customers separately.

Furthermore, YKK will continue to monitor future published additions to the Candidate List and will inform its customers of any products containing listed substances with in 45 days of the publication of the list

YKK would like to reassure its customers of its commitment to offer safe and secure products through strong quality assurance procedures and YKK controlled manufacturing.

User's Guide

Explanation of YKK Coding System




- A- Zipper Type
- B- Zipper Function
- C- Zipper Size
- D- Slider Function
- E- Slider Code

Examples:







MF	Y	G	R	K	B	C		-		3		9	G	S				}	No.3 antique brass zipper, closed-end with GS semi-lock slider.
	R	G	K	B		O	R	-		5		6	D	A					
CF	C	F			C		-		3		6	D	A				}	No.3 coil zipper, closed-end with automatic-lock slider	
	C	N	F		O	R	-		5		6	D	A					No.5 coil zipper, right-in, open-end with automatic-lock slider	
	C	H			C		-		2		6	D	A					No.2 coil zipper, automatic-lock slider with tear drop puller	
VS	V	S			C		-		3		6	D	A				}	No.3 VISLON® Injection-molded zipper, closed-end with automatic-lock slider	
	V	S			O	L	-		5		6	D	A					No.5 VISLON® Injection-molded zipper, left-in open-end, with automatic-lock slider	
	V	S			C		-		8		6	D	A					No.8 VISLON® Injection-molded zipper, closed-end with automatic-lock slider	

Zipper Type

A	Color	Plating	Explanation	Code
Metal Zippers		G	Golden Brass	YGR, RG
		GKB	Antique Brass	YGRKB, RGKB
		GTH	Antique Silver	YGRTH, RGTH
		GTX	Antique Copper	YGRTX, RGTX
		GK	Black Oxidised	YGRK, RGK
		MN	Manganese	YMRN, RMN
		A	Aluminium	YARN
		GVK	Gun Metal	RGVK
Coil Zippers			DTM	CF, CN, CH
			Water Repellent	CNT
VISLON® Injection-Molded Zippers			DTM	VS
			Silver	VSMV
			Antique Silver	VSMR
			Antique Black	VSMJ
			Antique Brass	VSMB
			Combi	VS

Zipper Function and Size

B Zipper Function

Code	Function	Example
C	Closed-end	
OR	Open-end Right-in	
OL	Open-end Left-in	
MR	Moveable/ Two-Way Right-in	
ML	Moveable/ Two-Way Left-in	
C	O-Type Two-Way	

C Zipper Size

Size	Metal	Coil	VISLON® Injection-Molded Zipper
0	/	M	/
2	/	IND	/
2.5	/	M	/
3	IND	IND	IND
4	M	/	M
4.5	/	IND	M
5	IND	IND	IND
5.5	/	/	M
6.5	/	M	/
7	IND	/	/
7.5	M	/	M
8	M	M	M
8.5	/	M	/
9	/	M	/
9.5	M	/	M
10	IND	M	M
12	M	/	/
15	/	/	M
20	/	M	/

IND: Sizes produced in India

M : Sizes produced in YKK Group of Companies but not in India

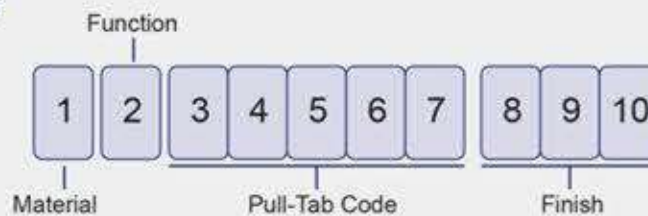
/ : Not available in YKK Group of Companies

Slider Function and Code

D Slider Function

Type	Code	Main Usage
Non-lock	1	Bag, Luggage
Pin-lock	2	Pants/Trousers
Notch-lock	3	Pockets
Non-lock with double pulls	5	Tents, Sleeping-Bag
Auto-lock	6	Apparel
Auto-lock with double pulls	7	Sleeping Bag, Out Wear, Army
Flip-over	8	Jackets, Tent, Sleeping-bag, Out Wear, Army
Semi-auto-lock	9	Pants/Trousers

E Slider Code



Finish

	EP	Enamel Painted
	C5	Silver
	H1	Light Antique Silver
	H6	Antique Silver
	HC5	Antique Silver

	V6	Gun Metal
	X6	Black Oxidized
	OP	Golden Brass
	IP	Antique Brass
	X	Antique Copper

Examples



Material

D	Diecast
G	Golden Brass
T	Plastic

YKK India Zipper Products Table

Metal

Code	Type	Function	Explanation
YARNC-3	3	Closed	Aluminium
YMRNC-3	3	Closed	Manganese
YGRC-3	3	Closed	Golden Brass
YGRKBC-3	3	Closed	Antique Brass
YGRTHC-3	3	Closed	Antique Silver
YGRTXC-3	3	Closed	Antique Copper
MGC-3	3	Closed	Golden Brass
MGKBC-3	3	Closed	Antique Brass
MGTHC-3	3	Closed	Antique Silver
RAC-5	5	Closed	Aluminium
RAOR-5	5	Open	Aluminium
RGC-5	5	Closed	Golden Brass
RGOR-5	5	Open	Golden Brass
RGMC-5/RGMMR-5	5	Moveable/Two Way	Golden Brass
RGKBC-5	5	Closed	Antique Brass
RGKBOR-5	5	Open	Antique Brass
RGMKBC-5/RGMKBBMR-5	5	Moveable/Two Way	Antique Brass
RGTHC-5	5	Closed	Antique Silver
RGTHOR-5	5	Open	Antique Silver
RGMTHC-5/RGMTMMR-5	5	Moveable/Two Way	Antique Silver
RGTXC-5	5	Closed	Antique Copper
RGTXOR-5	5	Open	Antique Copper
RGMTXC-5/RGMTXMR-5	5	Moveable/Two Way	Antique Copper
RGVKC-5	5	Closed	Gun Metal
RGVKOR-5	5	Open	Gun Metal
RGKC-5	5	Closed	Black Oxidized
RGKOR-5	5	Open	Black Oxidized
RMNC-5	5	Closed	Manganese
RMNOR-5	5	Open	Manganese
RMNMC-5/RMNMMR-5	5	Moveable/Two Way	Manganese
MGC-7	7	Closed	Golden Brass
MGOR-7	7	Open	Golden Brass
MGKBC-7	7	Closed	Antique Brass
MGKBOR-7	7	Open	Antique Brass
MGTHC-7	7	Closed	Antique Silver
MGTHOR-7	7	Open	Antique Silver
MGC-10	10	Closed	Golden Brass
MGOR-10	10	Open	Golden Brass
MGKBC-10	10	Closed	Antique Brass
MGKBOR-10	10	Open	Antique Brass
MGTHC-10	10	Closed	Antique Silver
MGTHOR-10	10	Open	Antique Silver

Coil

CHC-2	2	Closed	Conceal/Hidden
CHC-3	3	Closed	Conceal/Hidden
CFC-3	3	Closed	Polyester Tape
CINC-3	3	Closed	Polyester Tape
LFC-3	3	Closed	Polyester Tape
3 CF CHAIN	3	Chain	
3 FRF CHAIN	3	Chain	
CNFC-5	5	Closed	Polyester Tape
CNFOR-5	5	Open	Polyester Tape
CNFC-5	5	Closed Two Way	Polyester Tape
CNTC-5	5	Closed	Aqua Guard
5 CN CHAIN	5	Chain	
5 RCF CHAIN	5	Chain	
8 RCF CHAIN	8	Chain	
10 RCF CHAIN	10	Chain	

VISLON[®] Injection- molded

VSC-3	3	Closed	
VFOR-3	3	Open	
VSMVC-3	3	Closed	Silver
VSMBC-3	3	Closed	Antique Brass
VSMJC-3	3	Closed	Antique Black
VSMRC-3	3	Closed	Antique Silver
VSC-5	5	Closed	
VSOR-5	5	Closed	
VSMMR-5	5	Moveable/Two Way	
VSMVC-5	5	Closed	Silver
VSMVOR-5	5	Open	Silver
VSMVMR-5	5	Moveable/Two Way	Silver
VSMBC-5	5	Closed	Antique Brass
VSMVOR-5	5	Open	Antique Brass
VSMBMR-5	5	Moveable/Two Way	Antique Brass
VSMJC-5	5	Closed	Antique Black
VSMJOR-5	5	Open	Antique Black
VSMJMR-5	5	Moveable/Two Way	Antique Black
VSMRC-5	5	Closed	Antique Silver
VSMROR-5	5	Open	Antique Silver
VSMRMR-5	5	Moveable/Two Way	Antique Silver

Left-in production is possible for Open-end Zippers.

YKK Zipper Catalogue User's Guide

Zipper Type

- YARN / RA - Aluminium Zipper
- YMRN / RMN - Manganese Zipper
- YGR / RG - Golden Brass Zipper
- YGRKB / RGKB - Antique Brass Zipper
- YGRTH / RGTH - Antique Silver Zipper
- YGRTX / RGTX - Antique Copper Zipper
- RGVK - Gun Metal Zipper
- RGK - Black Oxidized Zipper

YKK

Little Parts. Big Difference.

Fastening Products Group

Code	Type	Function	Size
RGKBOR - 5	RGKB	OR	5
	Antique Brass	Open	5.75 mm

Slider Function

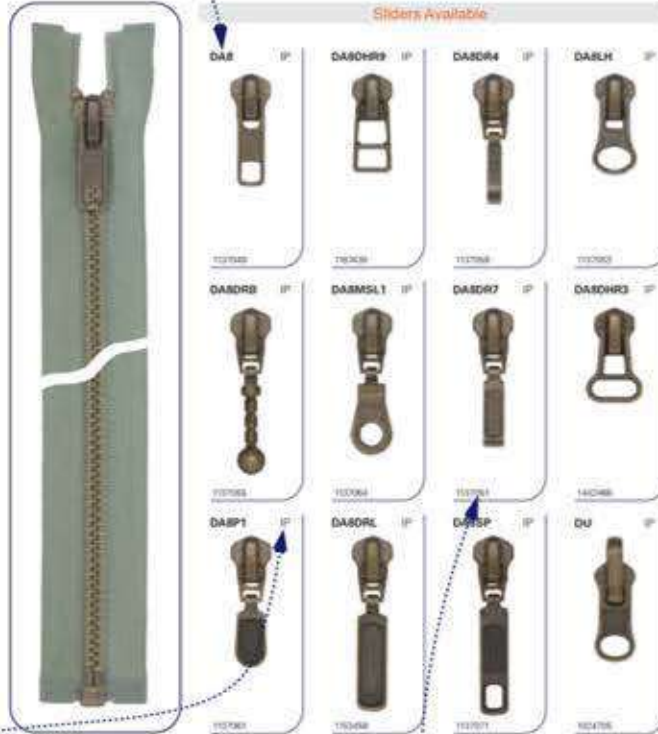
1. Non-lock
2. Pin-lock
3. Notch-lock
5. Non-lock with double pulls
6. Automatic-lock
7. Automatic-lock with double pulls
8. Flip over
9. Semi-Automatic-lock

Zipper Function

- C - Closed-end
- O - Open-end
- M - Moveable/2-way

No.5 Antique Brass Zippers

Sliders Available



Important Notice: As a normal result of the industrial process, oxidized sliders may occur on the right internal gearments. Testing is suggested before production in order to observe the oxidized effect on fabric.

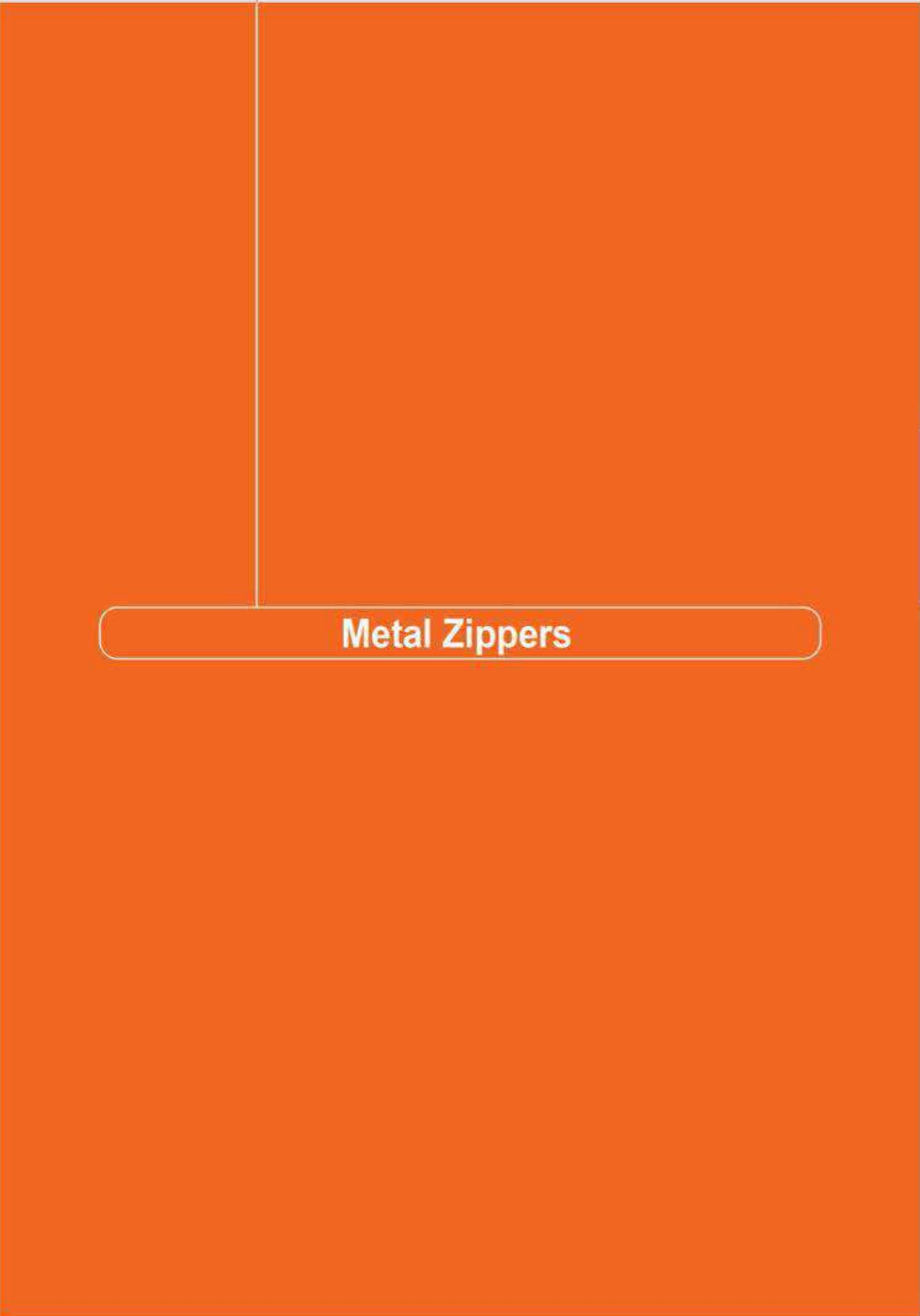
Finish

- | | |
|---------------------------|---------------------|
| EP - Enamel Painted | V6 - Gun Metal |
| C5 - Silver | X6 - Black Oxidized |
| H1 - Light Antique Silver | OP - Brass |
| H6 - Antique Silver | IP - Antique Brass |
| HC5 - Antique Silver | X - Antique Copper |

Zipper Code

(Zipper/slider combination) Code of the requested combination should be determined.

The photographed colors and sizes in this catalogue might differ from the actual products. Please ask for a sample if the exact matching is important.



Metal Zippers

Metal Zippers

Code	Type	Function	Size
YARNC - 3	YARN	C	3
	Aluminium	Closed	4.50 mm

Y ZIP® Y-type Zipper

No:3 Aluminium Zippers

Sliders Available

DA10 C5



1267415

GSN8 C5



1176036

DADR4 C5



1113694

DALH C5



1113699

DADR3 C5



1113693

DADHR C5



1140217

DAMSL2 C5



1113701

DADR C5



1171603

DADRB C5



1113690




Code	Type	Function	Size
YMRNC - 3	YMRN	C	3
	Manganese	Closed	4.50 mm

Y ZIP® Y-type Zipper

No:3 Manganese Zippers

Sliders Available



DA10 C5



1293301

GSN8 C5



1037866

DADR4 C5



1054711

DALH C5



1061967

DADR3 C5



1054710

DADHR C5



1045880

DAMSL2 C5



1056691

DADR C5



1174915

DADRB C5




1054712

Code	Type	Function	Size
YGRC - 3	YGR	C	3
	Golden Brass	Closed	4.50 mm

Y ZIP® Y-type Zipper

No:3 Golden Brass Zippers

Sliders Available



GSN8 J



1029511

DA10 OP



1266958

DADR4 OP



1054398

DALH OP



1095552

DADR3 OP



1069792

DADHR OP



1180344

DAMSL2 OP



1129000

DADR OP



1069791

DADRB OP




1054399

Code	Type	Function	Size
YGRKBC - 3	YGRKB	C	3
	Antique Brass	Closed	4.50 mm

Y ZIP® Y-type Zipper

No:3 Antique Brass Zippers

Sliders Available



DA10 IP



1261867

GSN8 IP



1032666

DADR4 IP



1031836

DALH5 IP



1137109

DADR IP



1069795

DADR3 IP



1031837

DAMSL2 IP



1054689

DADHR IP



1097296

DADRB IP



1069796

Code	Type	Function	Size
YGRTHC - 3	YGRTH	C	3
	Antique Silver	Closed	4.50 mm

Y ZIP® Y-type Zipper

No:3 Antique Silver Zippers

Sliders Available

DA10 H6



1273624

GSN8 H6



1034918

DADR4 H6



1054701

DALH5 H6



1074184

DADR H6



1070160

DADHR5 H6



1097621

DAMSL2 H6



1054702

DADR3 H6




1054700

DADRB H6



1133903



Code	Type	Function	Size
YGRTHC - 3	YGRTH	C	3
	Antique Silver	Closed	4.50 mm

Y ZIP® Y-type Zipper

No:3 Antique Silver Zippers

Sliders Available

DA10 HC5



1719337

GSN8 HC5



1525969

DADR4 HC5



1719338

DALH HC5



1701976

DADR3 HC5



1719342

DADHR HC5



1719340

DAMSL2 HC5



1719341

DADR HC5




1719339

DADRB HC5



1722825




Code	Type	Function	Size
YGRTXC - 3	YGRTX	C	3
	Antique Copper	Closed	4.50 mm

Y ZIP® Y-type Zipper

No:3 Antique Copper Zippers

Sliders Available



DA10 X



1273627

GSN8 X



1060657

DADR4 X



1258555

DALH5 X



1296670

DADR3 X



1710422

DADHR5 X



1409852

DAMSL2 X



1310852

DADR X



1710423


DADRB X



1362759

Code	Type	Function	Size
MGC - 3	MG	C	3
	Golden Brass	Closed	4.30 mm

No:3 Golden Brass Zippers



Sliders Available

DA **OP**



0259892

DS2 **OP**



0352265

DADHR5 **OP**



0430195

DALH5 **OP**



0403745

DADR4 **OP**



0337094

DAMSL2 **OP**



0361501

Code	Type	Function	Size
MGKBC - 3	MGKB	C	3
	Antique Brass	Closed	4.30 mm

No:3 Antique Brass Zippers

Sliders Available

DA IP



0201668

DADHR5 IP



0399453

DADR4 IP



0259905

DALH5 IP




0394209

DAMSL2 IP



0349756



Code	Type	Function	Size
MGTHC - 3	MGTH	C	3
	Antique Silver	Closed	4.30 mm

No:3 Antique Silver Zippers

Sliders Available

DA H6



0236815

DADHR5 H6



0414166

DADR4 H6



0259926

DAMSL2 H6



0379221

DALH5 H6




0387971



Code	Type	Function	Size
RAC - 5	RA	C	5
	Aluminium	Closed	5.75 mm

No:5 Aluminium Zippers

Sliders Available



DA8 C5



1166814

DA8DHR9 C5



1168159

DA8DR4 C5



1166999

DA8LH C5



1164922

DA8DRB C5



1169001

DA8MSL1 C5



1141173

DA8DR7 C5



1169000

DA8DHR3 C5



1710424

DA8P1 C5



1169020

DA8DRL C5



1169002

DA8SP C5



1169025

Code	Type	Function	Size
RAOR - 5	RA	OR	5
	Aluminium	Open	5.75 mm

No:5 Aluminium Zippers

Sliders Available



DA8 C5



1166816

DA8DHR9 C5



1171372

DA8DR4 C5



1169085

DA8LH C5



1153420

DA8DRB C5



1169087

DA8MSL1 C5



1141177

DA8DR7 C5



1169086

DA8DHR3 C5



1468509

DA8P1 C5



1169114

DA8DRL C5



1169089

DA8SP C5



1169124

DU C5




1020979

Code	Type	Function	Size
RGC-5	RG	C	5
	Golden Brass	Closed	5.75 mm

No:5 Golden Brass Zippers

Sliders Available



DA8 OP



1169133

DA8DHR9 OP



1265452

DA8DR4 OP



1169145

DA8LH OP



1169153

DA8DRB OP



1169149

DA8MSL1 OP



1169155

DA8DR7 OP



1169147

DA8DHR3 OP



1710427

DA8P1 OP



1624431

DA8DRL OP



1459403

DA8SP OP




1169160

Code	Type	Function	Size
RGOR-5	RG	OR	5
	Golden Brass	Open	5.75 mm

No:5 Golden Brass Zippers

Sliders Available



DA8 OP



1169552

DA8DHR9 OP



1273258

DA8DR4 OP



1169568

DA8LH OP



1169573

DA8DRB OP



1169570

DA8MSL1 OP



1169575

DA8DR7 OP



1169569

DA8DHR3 OP



1713421

DA8P1 OP



1169579

DA8DRL OP



1355754

DA8SP OP



1344024

DU OP




0375330

Code	Type	Function	Size
RGMC - 5	RG	MC	5
	Golden Brass	2-Way Closed	5.75 mm

Available in Antique Brass, Antique Silver, Antique Copper and Manganese finishes also

No:5 Golden Brass 2-Way Zippers

Sliders Available



DA8

OP



1647424

DA8LH

OP



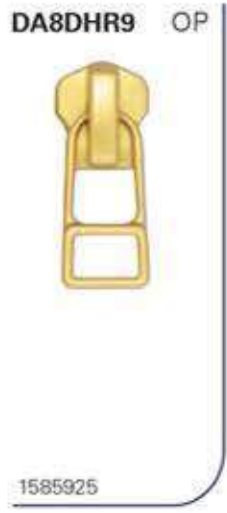

1725637

Code	Type	Function	Size
RGMMR-5	RG	MR	5
	Golden Brass	2-Way	5.75 mm

Available in Antique Brass, Antique Silver, Antique Copper and Manganese finishes also

No:5 Golden Brass 2-Way Zippers


Sliders Available



Code	Type	Function	Size
RGKBC - 5	RGKB	C	5
	Antique Brass	Closed	5.75 mm

No:5 Antique Brass Zippers

Sliders Available



DA8 IP



1137368

DA8DHR9 IP



1128038

DA8DR4 IP



1137379

DA8LH IP



1137374

DA8DRB IP



1137370

DA8MSL1 IP



1137375

DA8DR7 IP



1137369

DA8DHR3 IP



1321913

DA8P1 IP



1137371

DA8DRL IP



1137393

DA8SP IP




1137390

Code	Type	Function	Size
RGKBOR - 5	RGKB	OR	5
	Antique Brass	Open	5.75 mm

No:5 Antique Brass Zippers

Sliders Available



DA8 IP



1137049

DA8DHR9 IP



1167439

DA8DR4 IP



1137059

DA8LH IP



1137053

DA8DRB IP



1137055

DA8MSL1 IP



1137064

DA8DR7 IP



1137051

DA8DHR3 IP



1442466

DA8P1 IP



1137061

DA8DRL IP



1153458

DA8SP IP



1137071

DU IP




1024705

Code	Type	Function	Size
RGTHC - 5	RGTH	C	5
	Antique Silver	Closed	5.75 mm

No:5 Antique Silver Zippers

Sliders Available



DA8 H6



1134657

DA8DHR9 H6



1137056

DA8DR4 H6



1137019

DA8LH H6



1134704

DA8DRB H6



1137022

DA8MSL1 H6



1137024

DA8DR7 H6



1137018

DA8DHR3 H6



1322330

DA8P1 H6



1137027

DA8DRL H6



1168449

DA8SP H6




1169654

Code	Type	Function	Size
RGTHOR - 5	RGTH	OR	5
	Antique Silver	Open	5.75 mm

No:5 Antique Silver Zippers


Sliders Available



Code	Type	Function	Size
RGTHC - 5	RGTH	C	5
	Antique Silver	Closed	5.75 mm

No:5 Antique Silver Zippers

Sliders Available



DA8 HC5



1719301

DA8DHR9 HC5



1719302

DA8DR4 HC5



1719303

DA8LH HC5



1679137

DA8DRB HC5



1719304

DA8MSL1 HC5



1719305

DA8DR7 HC5



1719306

DA8DHR3 HC5



1719307

DA8P1 HC5



1719308

DA8DRL HC5



1719309

DA8SP HC5




1719310

Code	Type	Function	Size
RGTHOR - 5	RGTH	OR	5
	Antique Silver	Open	5.75 mm

No:5 Antique Silver Zippers

Sliders Available



DA8 HC5



1718116

DA8DHR9 HC5



1719311

DA8DR4 HC5



1572373

DA8LH HC5



1719312

DA8DRB HC5



1719313

DA8MSL1 HC5



1719314

DA8DR7 HC5



1719331

DA8DHR3 HC5



1719332

DA8P1 HC5



1719333

DA8DRL HC5



1719334

DA8SP HC5



1719335

DU HC5




1722826

Code	Type	Function	Size
RGTXC - 5	RGTX	C	5
	Antique Copper	Closed	5.75 mm

No:5 Antique Copper Zippers

Sliders Available



DA8 X



1289694

DA8DHR9 X



1298140

DA8DR4 X



1505461

DA8LH X



1150334

DA8DRB X



1609124

DA8MSL1 X



1468088

DA8DR7 X



1316592

DA8DHR3 X



1516214

DA8P1 X



1712960

DA8DRL X



1644300

DA8SP X



1537806

Code	Type	Function	Size
RGTXOR - 5	RGTX	OR	5
	Antique Copper	Open	5.75 mm

No:5 Antique Copper Zippers

Sliders Available

DA8 X



1169741

DA8DHR9 X



1294043

DA8DR4 X



1169744

DA8LH X



1169745

DA8DRB X



1370842

DA8MSL1 X



1169746

DA8DR7 X



1316313

DA8DHR3 X



1722724

DA8P1 X



1346130

DA8DRL X



1712958

DA8SP X




1722725

DU X



1239245



Code	Type	Function	Size
RGVKC - 5	RGVK	C	5
	Gun Metal	Closed	5.75 mm

No:5 Gun Metal Zippers

Sliders Available



DA8 V6



1416864

DA8DHR9 V6



1454152

DA8DR4 V6



1653518

DA8LH V6



1415663

DA8DRB V6



1575498

DA8MSL1 V6



1507809

DA8DR7 V6



1526613

DA8DHR3 V6



1714076

DA8P1 V6



1566848

DA8DRL V6



1660600

DA8SP V6




1675750

Code	Type	Function	Size
RGVKOR - 5	RGVK	OR	5
	Gun Metal	Open	5.75 mm

No:5 Gun Metal Zippers

Sliders Available



DA8 V6



1613605

DA8DHR9 V6



1714080

DA8DR4 V6



1714081

DA8LH V6



1652408

DA8DRB V6



1714082

DA8MSL1 V6



1714083

DA8DR7 V6



1714084

DA8DHR3 V6



1714085

DA8P1 V6



1714086

DA8DRL V6



1714087

DA8SP V6



1714088

DU V6




1714089

Code	Type	Function	Size
RGKC - 5	RGK	C	5
	Black Oxidised	Closed	5.75 mm

No:5 Black Oxidised Zippers

Sliders Available



DA8 X6



1112527

DA8DHR9 X6



1127431

DA8DR4 X6



1478275

DA8LH X6



1110805

DA8DRB X6



1499818

DA8MSL1 X6



1387390

DA8DR7 X6



1494202

DA8DHR3 X6



1717681

DA8P1 X6



1605389

DA8DRL X6



1717682


DA8SP X6



1500667

Code	Type	Function	Size
RGKOR - 5	RGK	OR	5
	Black Oxidised	Open	5.75 mm

No:5 Black Oxidised Zippers



Sliders Available

DA8 X6



1169365

DA8DHR9 X6



1717680

DA8DR4 X6



1717683

DA8LH X6



1717684

DA8DRB X6



1717685

DA8MSL1 X6



1717686

DA8DR7 X6



1717687

DA8DHR3 X6



1717688

DA8P1 X6



1717689

DA8DRL X6



1717690

DA8SP X6



1717691

DU X6



1063245

Code	Type	Function	Size
RMNC - 5	RMN	C	5
	Manganese	Closed	5.75 mm

No:5 Manganese Zippers

Sliders Available

DA8 C5



1168443

DA8DHR9 C5



1172290

DA8DR4 C5



1169755

DA8LH C5



1146029

DA8DRB C5



1303507

DA8MSL1 C5



1141174

DA8DR7 C5



1169756

DA8DHR3 C5



1475639

DA8P1 C5



1476674

DA8DRL C5



1169757

DA8SP C5




1495499

Code	Type	Function	Size
RMNOR - 5	RMN	OR	5
	Manganese	Open	5.75 mm

No:5 Manganese Zippers

Sliders Available



DA8 C5



1169790

DA8DHR9 C5



1172291

DA8DR4 C5



1169795

DA8LH C5



1146028

DA8DRB C5



1303508

DA8MSL1 C5



1141176

DA8DR7 C5



1169796

DA8DHR3 C5



1475640

DA8P1 C5



1710425

DA8DRL C5



1169797

DA8SP C5



1710426

DU C5



1222905

Code	Type	Function	Size
MGC - 7	MG	C	7
	Golden Brass	Closed	6.40 mm

No:7 Golden Brass Zippers

Sliders Available

DA OP



0320956

DADHR OP



0248057

DALH OP



1124329

DADR4 OP



1712964

DAMSL OP




1123811

DADR7 OP




1712963



Code	Type	Function	Size
MGOR - 7	MG	OR	7
	Golden Brass	Open	6.40 mm

No:7 Golden Brass Zippers

Sliders Available



DA OP



0238689

DADHR OP



0260344

DALH OP



1232243

DADR4 OP



1712962

DAMSL OP



1215799

DADR7 OP



1712961

Code	Type	Function	Size
MGKBC - 7	MGKB	C	7
	Antique Brass	Closed	6.40 mm

No:7 Antique Brass Zippers

Sliders Available

DA IP



0246471

DADHR IP



0059829

DALH IP



1242784

DADR4 IP



1712959

DAMSL IP




0457945

DADR7 IP



1075044



Code	Type	Function	Size
MGKBOR - 7	MGKB	OR	7
	Antique Brass	Open	6.40 mm

No:7 Antique Brass Zippers

Sliders Available

DA IP



0278570

DADHR IP



0248062

DALH IP



1234899

DADR4 IP



1712965

DAMSL IP



1241477

DADR7 IP



1370286



Code	Type	Function	Size
MGTHC - 7	MGTH	C	7
	Antique Silver	Closed	6.40 mm

No:7 Antique Silver Zippers

Sliders Available

DA H6



0367564

DADHR H6



0444995

DALH H6



0471791

DADR4 H6



1722824

DAMSL H6




0446632

DADR7 H6



0453459



Code	Type	Function	Size
MGTHOR - 7	MGTH	OR	7
	Antique Silver	Open	6.40 mm

No:7 Antique Silver Zippers

Sliders Available

DA H6



0248444

DADHR H6



0260368

DALH H6



1241469

DADR4 H6



1422367

DAMSL H6



0437708

DADR7 H6




1082031



Code	Type	Function	Size
MGC - 10	MG	C	10
	Golden Brass	Closed	8.50 mm

No:10 Golden Brass Zippers

Sliders Available



Code	Type	Function	Size
MGOR - 10	MG	OR	10
	Golden Brass	Open	8.50 mm

No:10 Golden Brass Zippers

Sliders Available

DA OP



0200238

DADHR OP



1221695

DALH7 OP




1719288

DAMSL OP



1373511



Code	Type	Function	Size
MGKBC - 10	MGKB	C	10
	Antique Brass	Closed	8.50 mm

No:10 Antique Brass Zippers

Sliders Available



DA IP



0230944

DADHR IP



1719289

DALH7 IP



1719290

DAMSL IP



1719291

Code	Type	Function	Size
MGKBOR - 10	MGKB	OR	10
	Antique Brass	Open	8.50 mm

No:10 Antique Brass Zippers

Sliders Available

DA IP



0200264

DADHR IP



1016424

DALH7 IP




1719292

DAMSL IP



1719293



Code	Type	Function	Size
MGTHC - 10	MGTH	C	10
	Antique Silver	Closed	8.50 mm

No:10 Antique Silver Zippers

Sliders Available

DA H6



1617993

DADHR H6



1719294

DALH7 H6




1631605

DAMSL H6



1719295



Code	Type	Function	Size
MGTHOR - 10	MGTH	OR	10
	Antique Silver	Open	8.50 mm

No:10 Antique Silver Zippers

Sliders Available

DA H6



0238967

DADHR H6



1719296

DALH7 H6




1110937

DAMSL H6



1240400



Coil Zippers

Code	Type	Function	Size
CHC - 2	CH	C	2
	Hidden	Closed	4.15 mm

CONCEAL®

No:2 Hidden Zippers

Sliders Available



DA9

EP



1355422

Code	Type	Function	Size
CHC - 3	CH	C	3
	Hidden	Closed	4.90 mm

CONCEAL®

No:3 Hidden Zippers

Sliders Available

DA9

EP




1074811

DA9DR2A EP



1151310



Code	Type	Function	Size
CFC - 3	CF	C	3
	Coil	Closed	4.15 mm

No:3 Coil Zippers

Sliders Available

DA EP



0230750

DADHR7 EP



0364181

DADR4 EP



0255437

DADR EP



0246475

DADR3 EP



0272875

DALH EP



0355490

DAMSL2 EP



0262615



Metal Top Stop
STANDARD



Plastic Top Stop
P-TOP



Plastic Top Stop
P-TB



Metal Bottom Stop



Metal Bottom Stop



Plastic Bottom Stop

Code	Type	Function	Size
CFC - 3	CF	C	3
	Coil	Closed	4.15 mm

No:3 Coil Zippers

Sliders Available

DA16

EP



1583406

DAPR

EP



0398498

DAPR2

EP



1203020




Trousers/Pants Zippers

LFC-32 DP3 E



3 CF Chain Zipper



CINC-36 DA9 E & V




CFC-36 DA E



Code	Type	Function	Size
CFC - 45	CF	C	4.5
	Coil	Closed	5.15 mm

No:45 Coil Zippers


Sliders Available



Code	Type	Function	Size
CNFC - 5	CNF	C	5
	Coil	Closed	6.50 mm

No:5 Coil Zippers Zippers

Sliders Available



DA8 EP



1107514

DA8DRB EP



1115748

DA8LH EP



1080640

DA8DHR9 EP



1078486

DA8DR4 EP



1141907

DA8MSL1 EP



1091845

DA8DR7 EP



1091852

DA8P1 EP



1115786

DA8DHR3 EP



1686261



Metal Top Stop
STANDARD



Plastic Top Stop
P-TOP



Plastic Top Stop
P-TB



Metal Bottom Stop



Metal Bottom Stop

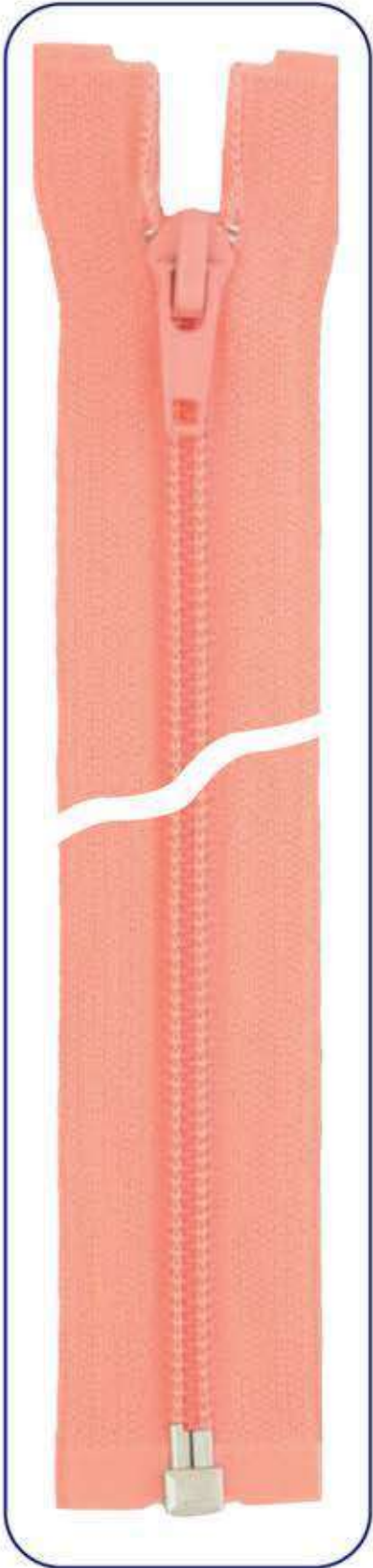


Plastic Bottom Stop

Code	Type	Function	Size
CNFOR - 5	CNF	OR	5
	Coil	Open	6.50 mm

No:5 Coil Zippers Zippers

Sliders Available



DA8 EP



1134076

DA8DRB EP



1141755

DA8LH EP



1141746

DA8DHR9 EP



1182316

DA8L EP



1141751

DA8MSL1 EP



1141398

DA8DR7 EP



1141750

DA8P1 EP



1141756

DA8R25 EP



1141942

DA8DHR3 EP



1686260

DA8DR4 EP



1141752

DU EP



0407775

Code	Type	Function	Size
CNFC - 5*	CNF	C	5
	Coil	2-Way	6.50 mm

No:5 Coil 2-Way Zippers

Sliders Available

DA8

EP




1134076

DA8LH

EP



1141746



Zippers for Luggage and Home Furnishing

No:3 FRF Chain and Sliders

Sliders Available

DFNT2 NS



DF9Z V6



DF9WZ EP



DF9LZ NP



PFNT EZ



DF8 EP



No:5 RCF Chain and Sliders

Sliders Available

DFNT2 NP



DLNT2 NP



DFW IP



DLW EP



DFL EP



DLL EP



No:8 RCF Chain and Sliders

Sliders Available

DFNT2 NP



DLNT2 NP



DFW NP



DLW NP



DFL EP



DLL NP



No:10 RCF Chain and Sliders

Sliders Available

DFNT2 NP



DLNT2 NP



DFW NP



DLW NP



DLL NP






DFL EP



VISLON® Zippers

VISLON® Injection Molded Zippers


Below teeth colours are applicable for all Injection-molded zipper types shown

Sample	Description	Code
	DTM	VS
	Antique Brass	VSMB
	Antique Black	VSMJ
	Antique Silver	VSMR
	Silver	VSMV
	Combi Type	VS

Code	Type	Function	Size
VSC - 3	VS	C	3
	Injection Molded	Closed	4.70 mm

No:3 VISLON® Injection-Molded Zippers

Sliders Available



Code	Type	Function	Size
VSOR - 3	VS	OR	3
	Injection Molded	Open	4.70 mm

No:3 VISLON® Injection-Molded Zippers

Sliders Available

DA EP



0355572

DADR EP



0358272

DADRB EP



0358275

DAMSL2 EP



0358278

DADR4 EP



0358273

DALH EP



0429168

DADHR EP



0402554

DU EP

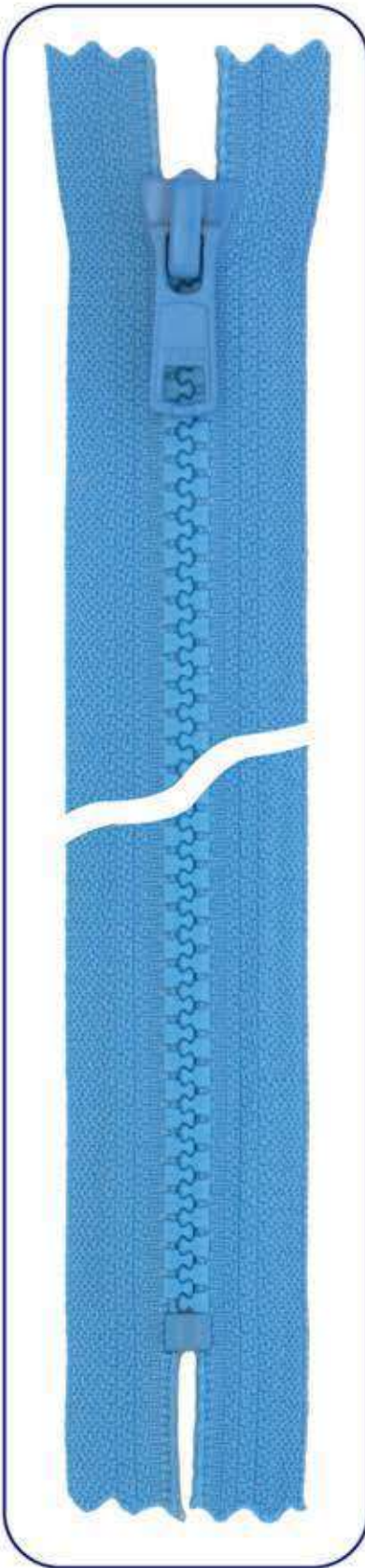


1228739

Code	Type	Function	Size
VSC - 5	VS	C	5
	Injection Molded	Closed	5.70 mm

No:5 VISLON® Injection-Molded Zippers

Sliders Available



DA8 EP



1195272

DA8DRB EP



1195412

DA8DR7 EP



1328732

DA8DHR3 EP



1381167

DA8DRL EP



1195420

DA8DHR9 EP



1098926

DA8MSL1 EP



1195586

DA8LH EP



1099734

DA8P1 EP



1195639

DA8DR4 EP




1195440

Code	Type	Function	Size
VSOR - 5	VS	OR	5
	Injection Molded	Open	5.70 mm

No:5 VISLON® Injection-Molded Zippers

Sliders Available



DA8 EP



1388614

DA8DRB EP



1421001

DA8DR7 EP



1390367

DA8DHR3 EP



1381168

DA8DRL EP



1404145

DA8DHR9 EP



1436002

DA8MSL1 EP



1381898

DA8LH EP



1381910

DA8P1 EP



1382506

DA8DR4 EP



1196395

DU EP




0411663

Code	Type	Function	Size
VSMR - 5	VS	MR	5
	Injection Molded	2-Way	5.70 mm

No:5 VISLON® Injection-Molded 2-Way Zippers

Sliders Available



Sliders for Pull-Tab Attachment

Sliders for Pull-Tab Attachment

DACR7



CA8



DA8DC



ZA1P



Ring Pullers

DFDRING



DFORING



DA8TRRING



Non-lock Sliders

DFNT2



DFL



DFW



ZF1



 **YKK INDIA PVT. LTD.**

Global Business Park, 3rd Floor, Tower-A, Mehrauli-Gurgaon Road,
Gurgaon - 122002, Haryana, India
Tel: +91-0124-3924800 Fax: +91-0124-3924898
info@ykkindia.com www.ykkindia.com

"YKK" and the combined mark of "YKK Little Parts. Big Difference." are registered trademarks of YKK CORPORATION in Japan and other countries/regions.

Designed by ISPLASH INDIA